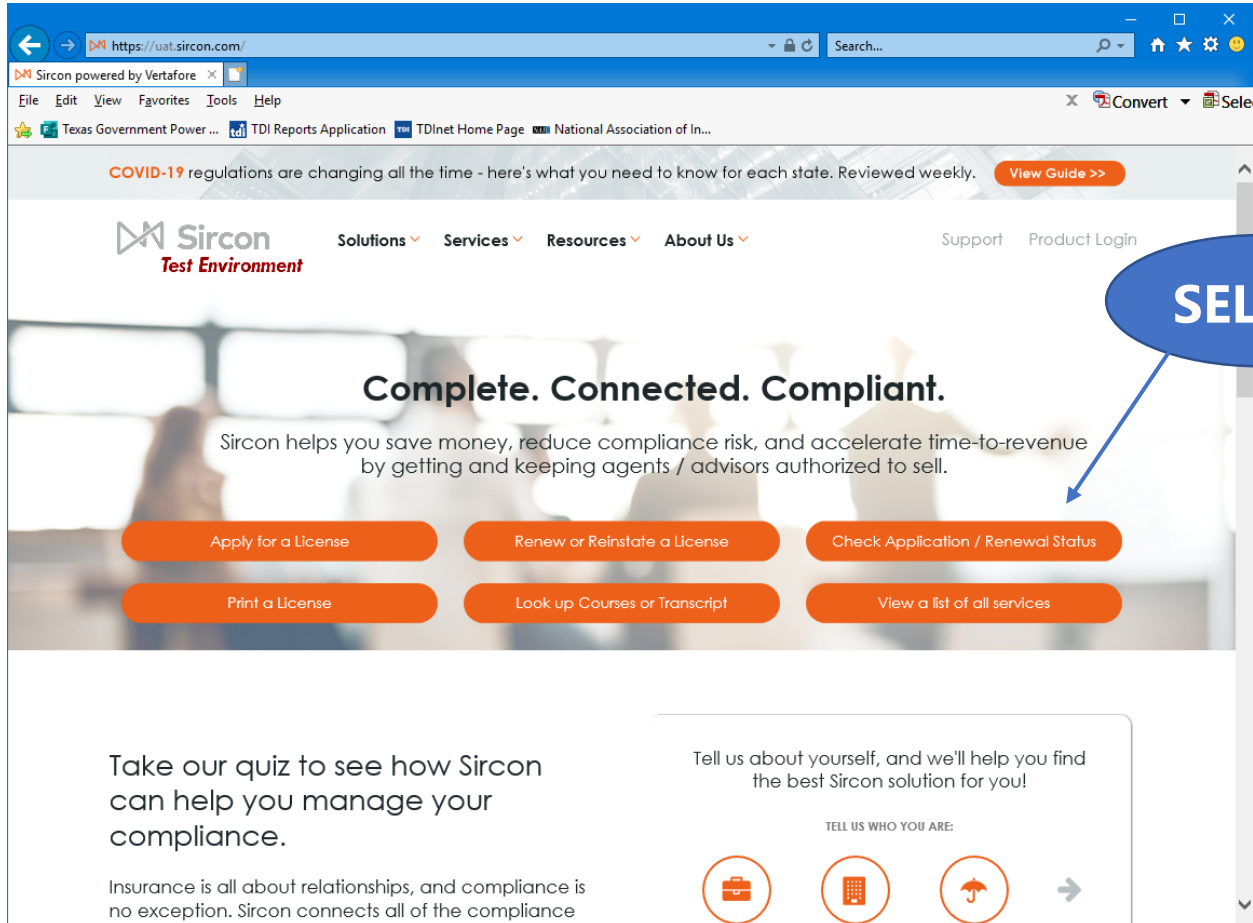


Note: Be sure to have all the **required deficiencies (attachments)** ready to be attached prior to beginning with this transaction.



The screenshot shows the Sircon website homepage. At the top, there is a navigation bar with the Sircon logo and the tagline "Test Environment". The main navigation menu includes "Solutions", "Services", "Resources", and "About Us". A secondary navigation bar contains "Support" and "Product Login". A prominent blue callout bubble with the word "SELECT" in white capital letters is positioned on the right side of the page, with a blue arrow pointing to the "Check Application / Renewal Status" button. The main content area features a large heading "Complete. Connected. Compliant." followed by a sub-heading "Sircon helps you save money, reduce compliance risk, and accelerate time-to-revenue by getting and keeping agents / advisors authorized to sell." Below this, there are six orange buttons arranged in two rows: "Apply for a License", "Renew or Reinststate a License", "Check Application / Renewal Status", "Print a License", "Look up Courses or Transcript", and "View a list of all services". At the bottom of the page, there is a section titled "Take our quiz to see how Sircon can help you manage your compliance." and another section titled "Tell us about yourself, and we'll help you find the best Sircon solution for you!" with a "TELL US WHO YOU ARE:" label and three circular icons representing a briefcase, a calendar, and an umbrella, followed by a right-pointing arrow.

Select the "**Check Application / Renewal Status**" button.

https://uat.sircon.com/ComplianceExpress/Inquiries/licenseA

Compliance Express™

File Edit View Favorites Tools Help

Texas Government Power ... TDI Reports Application TDI TDI Home Page National Association of In...

License Application/Renewal Status Inquiry

If your application or renewal was placed while using your company's website you will not be able to see the results on this page, please log into your account or contact your licensing department.

Search By Confirmation ID Date

Confirmation ID * Required

EIN/SSN * Required

Producer Type * Required

I agree to use any information viewed or printed including, but not limited to, social security numbers only in compliance with the Social Security Privacy Act of 1974.

Home | News | State Information | NAIC Information | Privacy | Terms of Use | Help | FAQ | Live Chat

Copyright © 1998-2021 Sircon Corp. | [Email Support](#) | 877-876-4430 | 1500 Abbot Rd Ste.100 | East Lansing, MI 48823

Fill out the required Information, then select "Submit."

Complete the information requested and then click "Submit."

Compliance Express™



File Edit View Favorites Tools Help

Print



License Application/Renewal Status Inquiry

No of Records: 1

01-27-2021 11:29 AM

Key:
 = Print Confirmation
 = Attach Supporting Documents

Texas URA Certified License Renewal

Confirm ID #	Submit Date	Status	Producer	EIN/SSN	License Number	Transmission Method	NIPR Trans ID	Renewal Type	Action
41422057	01-27-2021	Submitted	Test Firm-Resident	xx-xxx8888	2616642	Sircon Direct		Renewal	 

Qualification Type	Eff Date	Result	Result Rcvd Date	Description
		Under State Review	01-27-2021	This license renewal request has been submitted to the State and has not been renewed because Department review is required. Please contact the Department of Insurance for further information. This license renewal request has been submitted and is under review by the State.

[Why can't I attach documents to other license renewals?](#)

Revise Inquiry Cancel

I agree to use any information viewed or printed including, but not limited to, social security numbers only in compliance with the Social Security Privacy Act of 1974.

Home | News | State Information | NAIC Information | Privacy | Terms of Use | Help | FAQ | Live Chat

Copyright © 1998-2021 Sircon Corp. | [Email Support](#) | 877-876-4430 | 1500 Abbot Rd Ste. 100 | East Lansing, MI 48823

Click on the paper clip to attach supporting documents,

Click on the **paper clip** under "**Action**" to attach supporting documents.

https://uat.sircon.com/ComplianceExpress/AttachmentTool/attach.c

Compliance Express™

File Edit View Favorites Tools Help

Texas Government Power ... tdi TDI Reports Application TDI TDI Home Page National Association of In...

Attach Supporting Documents

Test Firm-Resident

License Renewals

You may attach files to the license renewals below.

State	License Number	License Type	Date Submitted	Status
TX	2616642	URA Certified	01-27-2021	Submitted

Attachments

- Use the fields below to locate and describe documents to attach to your license renewal requests.
- Clearly identify why you are attaching the document in the Document Description field.
- Note that the attachments you provide will only be sent to the specific states listed above.
- Please see the FAQs below for more information.

Select a Document Document Description

Frequently Asked Questions

- How do I know what documents to attach for each state?
- What if I don't have the documentation right now, or I don't have an electronic copy?
- Are my documents secure when I attach them?

Home | News | State Information | NAIC Information | Privacy | Terms of Use | Help | FAQ | Live Chat

Copyright © 1998-2021 Sircon Corp. | Email Support | 877-876-4430 | 1500 Abbot Rd Ste.100 | East Lansing, MI 48823

Select "**Browse**" to upload a document. Provide a description, then select "**Attach**."

Once the file is attached, select "**Submit**."

Select **Browse** to locate the document to attach.

NOTE: Be sure to provide a **document description** for the attachment.

Click "**Attach**" to attach the document.

Then click "**Submit**" to submit the attached document.

Supporting Document Confirmation

✔ Document(s) successfully submitted. Please review the information on this page, and then print the page for your records using the Print link below.

NEXT I would like to:

- Return to my [License Renewal Status Inquiry](#)
- [Print](#) this confirmation page

The following is a list of the documents that have been electronically submitted, along with the states they have been submitted to.

File Name	File Description	Destination States
Steps to implementation URA.docx	Test Doc	TX

[Finish](#)

Home | News | State Information | NAIC Information | Privacy | Terms of Use | Help | FAQ | Live Chat

Copyright © 1998-2021 Sircon Corp. | [Email Support](#) | 877-876-4430 | 1500 Abbot Rd Ste.100 | East Lansing, MI 48823

Click "**Finish**" to complete the attachment submittal.

Please confirm with TDI that the deficiency information has been attached to the renewal through the Sircon portal by **emailing the processor** that sent you the deficiency notice.